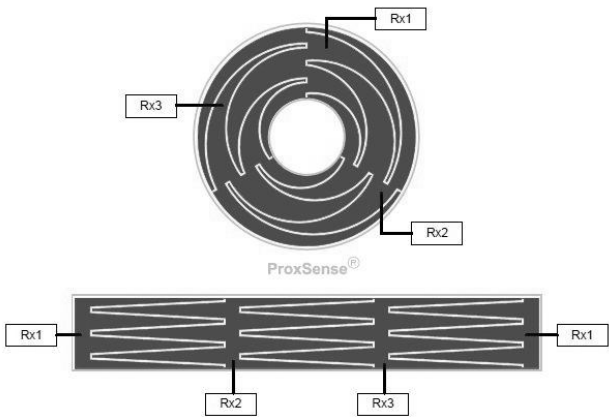
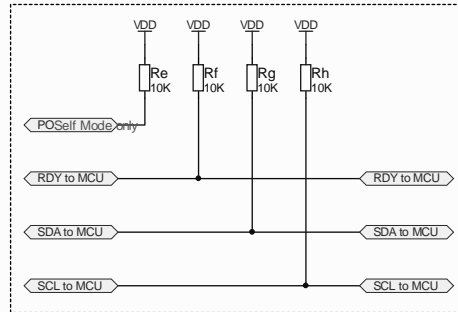
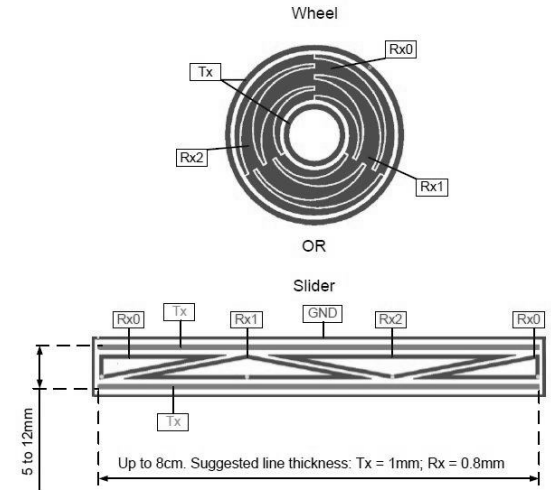


0 COPY RIGHTS AND DOCUMENT IS THE PROPERTY OF AZOTEC, AND MAY NOT BE COPIED OR USED FOR ANY PURPOSE OTHER THAN THAT FOR WHICH IT IS SUPPLIED WITHOUT PERMISSION IN WRITING FROM THE OWNER.

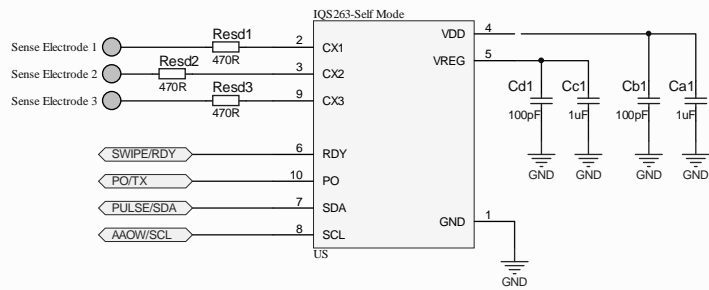
Rx == Cx
Sample Wheel and slider layout for self mode



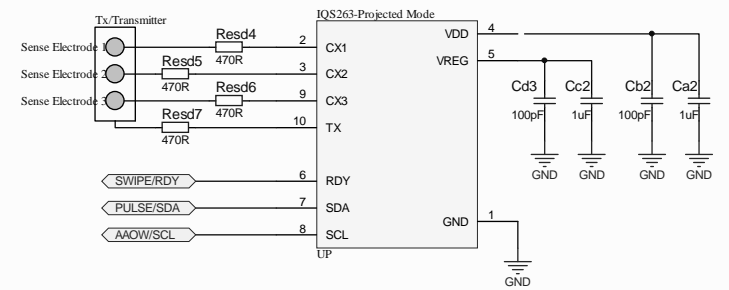
Rx == Cx
Sample Wheel and slider layout for Projected mode



Pull-up Resistors for I2C mode



Self capacitance configuration



Projected capacitance configuration

DATESTAMP OF THIS PRINT:
12/31/2014 11:01:49 AM

ECP_REV_D	ECP_DATE_D	ECP_D	DESIGNER
ECP_REV_C	ECP_DATE_C	ECP_C	Designer
ECP_REV_B	ECP_DATE_B	ECP_B	DRAWN
ECP_REV_A	ECP_DATE_A	ECP_A	Drawn By
REV	DATE	ECP #	

PCB FILENAME: NA		SCH FILENAME: IQS263.SchDoc	
------------------	--	-----------------------------	--

TITLE: Project Title Sheet x	SHEET: 1 OF 2
DOCUMENT: Project_Document_Number	REVISION: Rev