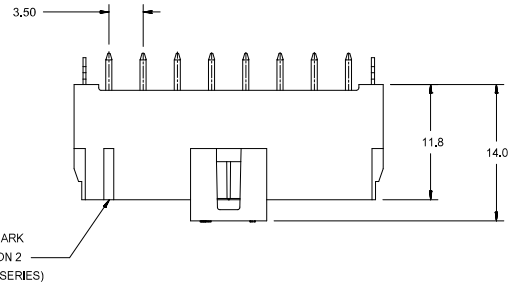

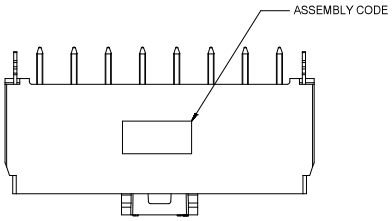

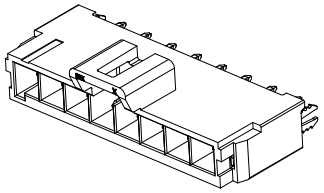

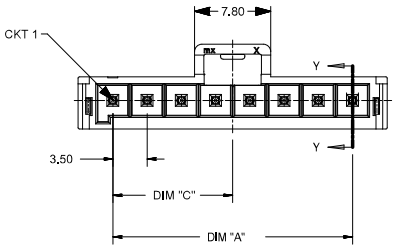

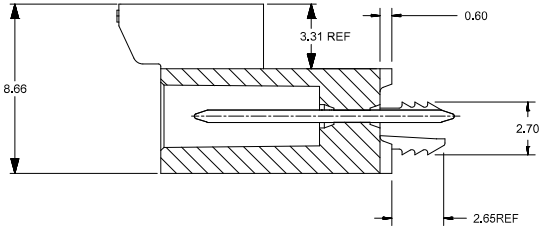

SECTION Y-Y
SCALE 8:1

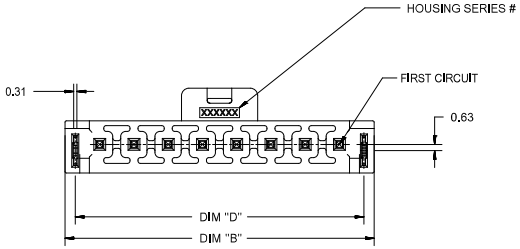

NOTES:

1. MATERIAL :
   HOUSING
   OPTION 1: LCP BLACK, UL94 V-0
   OPTION 2: LCP NATURAL, UL94 V-0
   TERMINAL: COPPER ALLOY
2. PLATING FINISH:
   OPTION 1 - 1.5µm(60µin)-2.5µm(100µin) TIN OVER
   1.25µm(50µin)-2.5µm(100µin) NICKEL OVERALL
   OPTION 2 - 0.35µm(15µin) GOLD CONTACT AREA,
   1.5µm(60µin)-2.5µm(100µin) TIN TAIL AREA OVER
   1.25µm(50µin)-2.5µm(100µin) NICKEL OVERALL
   OPTION 3 - 0.70µm(30µin) GOLD CONTACT AREA,
   1.5µm(60µin)-2.5µm(100µin) TIN TAIL AREA OVER
   1.25µm(50µin)-2.5µm(100µin) NICKEL OVERALL
2. PARTS TO BE PACKAGED PER PK-172287-9001
3. PRODUCT SPECIFICATION PS-172323-0001
4. PART MATES WITH MOLEX RECEPTACLE HOUSING
   172256 AND 172260
5. PARTS CONFORM TO CLASS "C" REQUIREMENTS OF COSMETIC
   SPECIFICATION PS-45499-002
6. DISCOLORATION IN THE BANDOLIER AREA OF THE PIN IS
   INHERENT TO THE PLATING PROCESS AND IS DUE TO THE MASKING
   EFFECT OF THE CARRIER. THIS DISCOLORATION IS IN A NON-FUNCTIONAL
   AREA OF THE PIN AND WILL NOT AFFECT THE PERFORMANCE OF THE
   HEADER ASSEMBLY.
7. APPLICATION SPECIFICATION: AS-172323-0001

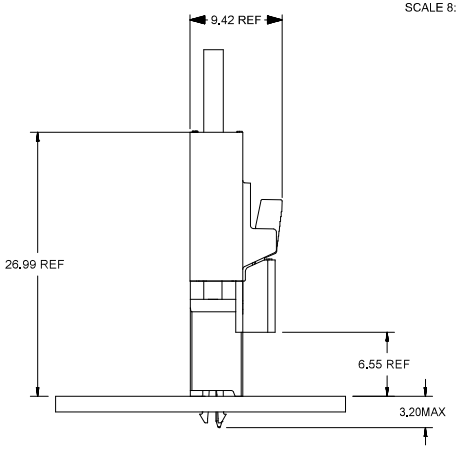

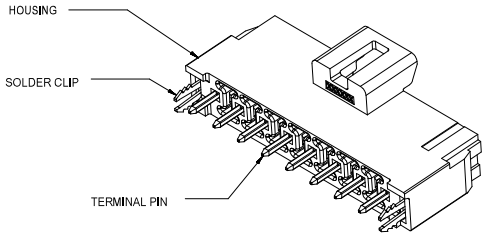

RELEASE STATUS	RELEASE DATE

QUALITY SYMBOLS	
A	= 0
E	= 0
E	= 0
▼	= 0
C	= 0
☒	= 0
■	= 0
▽	= 0

EC NO: 103949
DRWN: PPEREZ03 2016/03/29
CHK'D: RHODGE 2016/04/05
APPR: RHODGE 2016/03/29
REV: B5

GENERAL TOLERANCES (UNLESS SPECIFIED)

ANGULAR TOL ±	°	
4 PLACES	±	
3 PLACES	±	
2 PLACES	±	0.25
1 PLACE	±	0.5
0 PLACES	±	

DRAFT WHERE APPLICABLE MUST REMAIN WITHIN DIMENSIONS

THIS DRAWING CONTAINS INFORMATION THAT IS PROPRIETARY TO MOLEX ELECTRONIC TECHNOLOGIES, LLC AND SHOULD NOT BE USED WITHOUT WRITTEN PERMISSION

DIMENSION UNITS	mm
SCALE	4:1
DRWN BY	DROSCA
DATE	2014/03/03
CHK'D BY	
DATE	
APPR BY	JCOMERCI
DATE	2014/04/24
DRAWING SIZE	D
THIRD ANGLE PROJECTION	

molex

ULTRA-FIT VERT HEAD ASSY
2-8 CKTS SINGLE ROW WITH SOLDER CLIP

PRODUCT CUSTOMER DRAWING

SERIES	MATERIAL NUMBER	CUSTOMER
172287		GENERAL MARKET

DOCUMENT NUMBER	DOC TYPE	DOC PART	SHEET NUMBER
SD-172287-1000	PSD	000	1 OF 2

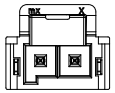

2 CKT

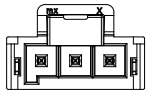

3 CKT

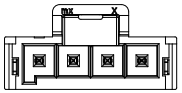

4 CKT

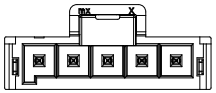

5 CKT

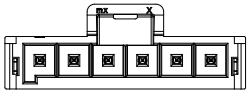

6 CKT

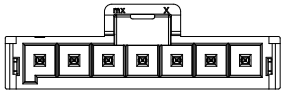

7 CKT

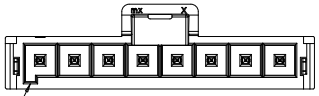

8 CKT

KEY A
(BLACK)

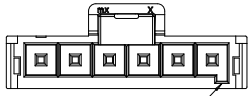

KEY B
(NATURAL)

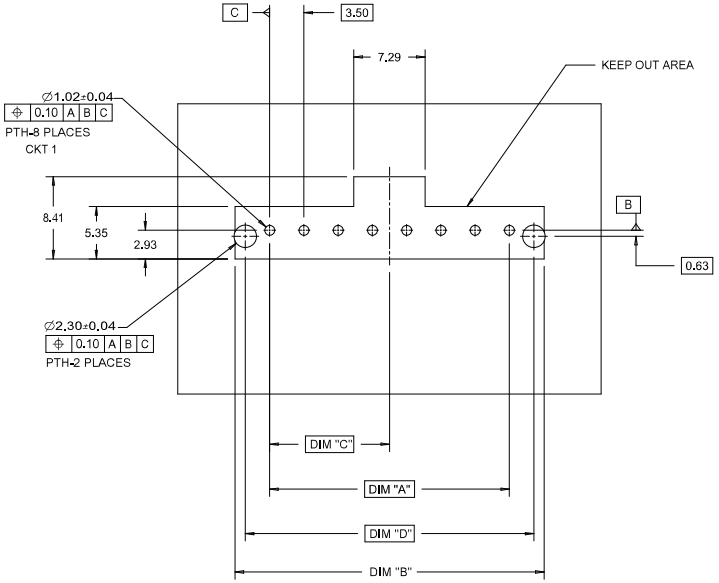

PCB LAYOUT: COMPONENT SIDE
RECOMENDED PCB THICKNESS 1.60MM-2.40MM

NOTE: DATUM -A- IS ON THE COMPONENT SIDE PCB

TIN PLATING

PART NO.	COLOR	CIRCUIT SIZE	KEY OPTION	DIM A	DIM B	DIM C	DIM D
172287-1102	BLACK	2	KEY A	3.50	10.60	1.75	8.50
172287-1103	BLACK	3	KEY A	7.00	14.10	3.50	12.00
172287-1104	BLACK	4	KEY A	10.50	17.60	5.25	15.50
172287-1105	BLACK	5	KEY A	14.00	21.10	7.00	19.00
172287-1106	BLACK	6	KEY A	17.50	24.60	8.75	22.50
172287-1107	BLACK	7	KEY A	21.00	28.10	10.50	26.00
172287-1108	BLACK	8	KEY A	24.50	31.60	12.25	29.50
172287-2102	NATURAL	2	KEY B	3.50	10.60	1.75	8.50
172287-2103	NATURAL	3	KEY B	7.00	14.10	3.50	12.00
172287-2104	NATURAL	4	KEY B	10.50	17.60	5.25	15.50
172287-2105	NATURAL	5	KEY B	14.00	21.10	7.00	19.00
172287-2106	NATURAL	6	KEY B	17.50	24.60	8.75	22.50
172287-2107	NATURAL	7	KEY B	21.00	28.10	10.50	26.00
172287-2108	NATURAL	8	KEY B	24.50	31.60	12.25	29.50

15 MICROINCH GOLD PLATING

PART NO.	COLOR	CIRCUIT SIZE	KEY OPTION	DIM A	DIM B	DIM C	DIM D
172287-1202	BLACK	2	KEY A	3.50	10.60	1.75	8.50
172287-1203	BLACK	3	KEY A	7.00	14.10	3.50	12.00
172287-1204	BLACK	4	KEY A	10.50	17.60	5.25	15.50
172287-1205	BLACK	5	KEY A	14.00	21.10	7.00	19.00
172287-1206	BLACK	6	KEY A	17.50	24.60	8.75	22.50
172287-1207	BLACK	7	KEY A	21.00	28.10	10.50	26.00
172287-1208	BLACK	8	KEY A	24.50	31.60	12.25	29.50
172287-2202	NATURAL	2	KEY B	3.50	10.60	1.75	8.50
172287-2203	NATURAL	3	KEY B	7.00	14.10	3.50	12.00
172287-2204	NATURAL	4	KEY B	10.50	17.60	5.25	15.50
172287-2205	NATURAL	5	KEY B	14.00	21.10	7.00	19.00
172287-2206	NATURAL	6	KEY B	17.50	24.60	8.75	22.50
172287-2207	NATURAL	7	KEY B	21.00	28.10	10.50	26.00
172287-2208	NATURAL	8	KEY B	24.50	31.60	12.25	29.50

30 MICROINCH GOLD PLATING

PART NO.	COLOR	CIRCUIT SIZE	KEY OPTION	DIM A	DIM B	DIM C	DIM D
172287-1302	BLACK	2	KEY A	3.50	10.60	1.75	8.50
172287-1303	BLACK	3	KEY A	7.00	14.10	3.50	12.00
172287-1304	BLACK	4	KEY A	10.50	17.60	5.25	15.50
172287-1305	BLACK	5	KEY A	14.00	21.10	7.00	19.00
172287-1306	BLACK	6	KEY A	17.50	24.60	8.75	22.50
172287-1307	BLACK	7	KEY A	21.00	28.10	10.50	26.00
172287-1308	BLACK	8	KEY A	24.50	31.60	12.25	29.50
172287-2302	NATURAL	2	KEY B	3.50	10.60	1.75	8.50
172287-2303	NATURAL	3	KEY B	7.00	14.10	3.50	12.00
172287-2304	NATURAL	4	KEY B	10.50	17.60	5.25	15.50
172287-2305	NATURAL	5	KEY B	14.00	21.10	7.00	19.00
172287-2306	NATURAL	6	KEY B	17.50	24.60	8.75	22.50
172287-2307	NATURAL	7	KEY B	21.00	28.10	10.50	26.00
172287-2308	NATURAL	8	KEY B	24.50	31.60	12.25	29.50

RELEASE STATUS	RELEASE DATE

QUALITY SYMBOLS: E = 0; E = 0; E = 0; ▼ = 0; C = 0; ☒ = 0; ■ = 0; ▽ = 0

THIS DRAWING CONTAINS INFORMATION THAT IS PROPRIETARY TO MOLEX ELECTRONIC TECHNOLOGIES, LLC AND SHOULD NOT BE USED WITHOUT WRITTEN PERMISSION

EC NO: 103949
DRWN: PPEREZ03 2016/03/29
CHK'D: RHODGE 2016/04/05
APPR: RHODGE 2016/03/29

GENERAL TOLERANCES (UNLESS SPECIFIED)

ANGULAR TOL ±		°
4 PLACES	±	
3 PLACES	±	
2 PLACES	±	0.25
1 PLACE	±	0.5
0 PLACES	±	

DRAFT WHERE APPLICABLE MUST REMAIN WITHIN DIMENSIONS

REV: B5

DIMENSION UNITS: mm
SCALE: 4:1
DRWN BY: DROSCA
DATE: 2014/03/03
CHK'D BY:
DATE:
APPR BY: JCOMERCI
DATE: 2014/04/24
DRAWING SIZE: D
THIRD ANGLE PROJECTION

molex

ULTRA-FIT VERT HEAD ASSY
2-8 CKTS SINGLE ROW WITH SOLDER CLIP

PRODUCT CUSTOMER DRAWING

SERIES	MATERIAL NUMBER	CUSTOMER
172287		GENERAL MARKET

DOCUMENT NUMBER	DOC TYPE	DOC PART	SHEET NUMBER
SD-172287-1000	PSD	000	2 OF 2